





District Health Assessment for Multiple District 5M through June 2025

		Clubs							Membership							Member Strength		Cancellation		Reports			Finance		Leadership		
District Name	Status/ Number of Months in Status *	Active Clubs	Clubs in Status Quo	Total Clubs	% Status Quo Clubs in Financial Suspension	New Clubs	Cancelled Clubs	YTD Net Club Gain/Loss	Current Members In Active Clubs	Current Members In Status Quo Clubs	Current Total Members Count	YTD Add	YTD Drop	YTD NetGrowth (includes Active and Status Quo)	YTD NetGrowth% (includes Active and Status Quo)	Member Count 12 Months Ago	Average Member Count Per Club	% of Clubs with less than 20 members	Average Cancelled Club Age	Members Lost Due to Cancelled Clubs	% of Clubs Reporting Service	% No MMR in 3 Months	% No Officer Report in 12 months	% of Clubs with balance 90+ days	Number of Zone Chairs Recorded	Number of Region Chairs Recorded	District Officers Vacancies **
5M 10	T(24)	16	0	16	0%	0	0	0	345	0	345	52	32	20	6.15%	325	22	56%	0	0	100%	25%	0%	6%	0	0	
5M 11		17	0	17	0%	0	0	0	302	0	302	53	47	6	2.03%	296	18	71%	0	0	94%	18%	0%	6%	0	0	
5M 13	T(24)	46	0	46	0%	0	0	0	811	0	811	82	67	15	1.88%	796	18	63%	0	0	100%	37%	2%	2%	8	0	
		79	0	79	0%	0	0	0	1458	0	1458	187	146	41	2.89%	1,417	18	63%	0	0	99%	30%	1%	4%	8	0	




District Health Assessment for Multiple District 5 through June 2025

	Clubs								Membership							Member Strength		Cancellation		Reports			Finance	Leadership				
	Status/ District Name	Number of Months in Status *	Active Clubs	Clubs in Status Quo	Total Clubs	% Status Quo Clubs in Financial Suspension	New Clubs	Cancelled Clubs	YTD Net Club Gain/ Loss	Current Members In Active Clubs	Current Members In Status Quo Clubs	Current Total Members Count	YTD Add	YTD Drop	YTD NetGrowth (includes Active and Status Quo)	YTD NetGrowth% (includes Active and Status Quo)	Member Count 12 Months Ago	Average Member Count Per Club	% of Clubs with less than 20 members	Average Cancelled Club Age	Members Lost Due to Cancelled Clubs	% of Clubs Reporting Service	% No MMR in 3 Months	% No Officer Report in 12 months	% of Clubs with balance 90+ days	Number of Zone Chairs Recorded	Number of Region Chairs Recorded	District Officers Vacancies **
5 SKN	T(24)		51	0	51	0%	1	3	-2	1020	0	1020	145	155	-10	-0.97%	1,029	20	49%	49	38	45%	27%	0%	0%	6	0	
5 SKS			71	0	71	0%	0	0	0	1340	0	1340	135	150	-15	-1.11%	1,355	19	63%	0	0	73%	35%	0%	3%	6	1	
			122	0	122	0%	1	3	-2	2360	0	2360	280	305	-25	-1.05%	2,384	19	57%	49	38	61%	32%	0%	2%	12	1	



District Health Assessment for Multiple District C through June 2025

	Clubs								Membership							Member Strength		Cancellation		Reports			Finance		Leadership			
	Status/ District Name	Number of Months in Status *	Active Clubs	Clubs in Status Quo	Total Clubs	% Status Quo Clubs in Financial Suspension	New Clubs	Cancelled Clubs	YTD Net Club Gain/ Loss	Current Members In Active Clubs	Current Members In Status Quo Clubs	Current Total Members Count	YTD Add	YTD Drop	YTD NetGrowth (includes Active and Status Quo)	YTD NetGrowth% (includes Active and Status Quo)	Member Count 12 Months Ago	Average Member Count Per Club	% of Clubs with less than 20 members	Average Cancelled Club Age	Members Lost Due to Cancelled Clubs	% of Clubs Reporting Service	% No MMR in 3 Months	% No Officer Report in 12 months	% of Clubs with balance 90+ days	Number of Zone Chairs Recorded	Number of Region Chairs Recorded	District Officers Vacancies **
C 1			87	0	87	0%	0	0	0	1613	0	1613	187	172	15	0.94%	1,599	19	70%	0	0	61%	44%	0%	6%	15	0	
C 2			85	0	85	0%	3	1	2	1861	0	1861	293	249	44	2.42%	1,817	22	47%	43	13	71%	39%	1%	2%	12	0	GLT
			172	0	172	0%	3	1	2	3474	0	3474	480	421	59	1.73%	3,416	20	59%	43	13	66%	41%	1%	4%	27	0	

\* - District Status: P - Provisional, T - Transitional.  
\*\* - District Officers Vacancies: DG - District Governor, 1st VDG - First Vice District Governor, 2nd VDG - Second Vice District Governor.